

















Manual Instruction

WiFi&BT LED Controller Series

Model No.: C01W/C02W/C03W/C04W/C05W

WiFi Smart LED Controller is our newly developed LED controller series, including DIM,Dual White,RGB,RGBW,RGBCCT 5 kinds. It works on Tuya Smart Life APP for smartphone control and 4G long distance control and works with 2.4GHz RF remote controller. It also support third-party voice control.

1. Features

- | | |
|--|---|
|  16 Millions of colors to choose |  WiFi wireless control |
|  Color temperature 2700~6500K |  Smartphone APP control |
|  Dim brightness / Saturation |  Support third party voice control |
|  Bluetooth wireless control |  Support remote control (control distance 30m) |
|  2.4G RF wireless transmission technology |  Group contro |
|  Tap-to-Run & automation |  Device sharing |
|  Auto-transmitting & Synchronization |  Support music rhythm |
|  Link/Unlink/Reset Button on the controller |  Timing setting / countdown turn on / off LED lights |

2. Parameters

Single Color LED Controller

Model No.:C01W
Input Voltage: DC12-24V(5.5*2.1mm)
Output: 7.5A/Channel; Total 15A Max
Working Temperature(Ta): -20~40°C
Support: WiFi&2.4GHz RF
Size: 74.5*35.6*16.5mm
Control Distance: 30M


Connection Diagram:
Input Voltage=Output Voltage



Dual White LED Controller

Model No.:C02W
Input Voltage: DC12-24V(5.5*2.1mm)
Output: 7.5A/Channel; Total 15A Max
Working Temperature(Ta): -20~40°C
Support: WiFi&2.4GHz RF
Size: 74.5*35.6*16.5mm
Control Distance: 30M


Connection Diagram:
Input Voltage=Output Voltage



RGB LED Controller

Model No.:C03W
Input Voltage: DC12-24V(5.5*2.1mm)
Output: 6A/Channel; Total 15A Max
Working Temperature(Ta): -20~40°C
Support: WiFi&2.4GHz RF
Size: 74.5*35.6*16.5mm
Control Distance: 30M

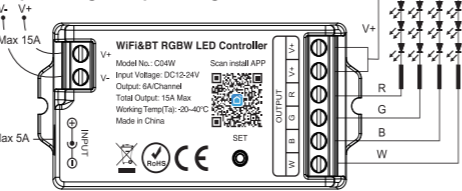
Connection Diagram:
Input Voltage=Output Voltage



RGBW LED Controller

Model No.:C04W
Input Voltage: DC12-24V(5.5*2.1mm)
Output: 6A/Channel; Total 15A Max
Working Temperature(Ta): -20~40°C
Support: WiFi&2.4GHz RF
Size: 74.5*35.6*16.5mm
Control Distance: 30M

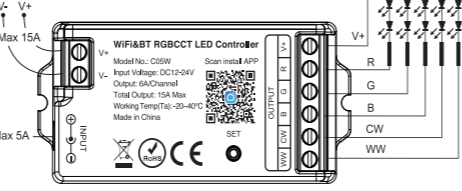
Connection Diagram:
Input Voltage=Output Voltage



RGBCCT LED Controller

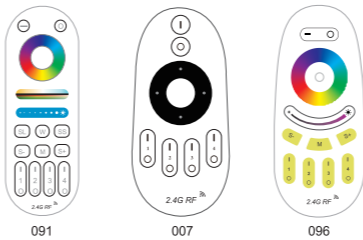
Model No.:C05W
Input Voltage: DC12-24V(5.5*2.1mm)
Output: 6A/Channel; Total 15A Max
Working Temperature(Ta): -20~40°C
Support: WiFi&2.4GHz RF
Size: 74.5*35.6*16.5mm
Control Distance: 30M

Connection Diagram:
Input Voltage=Output Voltage



Compatible Remote Controller:

Compatible with these remote controls (Purchased separately). For more details, pls read the remote instruction.



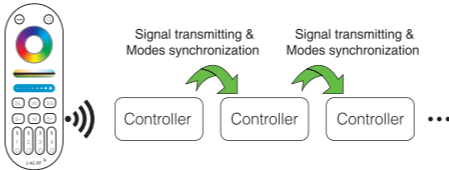
Note: 007 is compatible with C01W and C02W.
096&091 is compatible with C03W, C04W and C05W.

Signal transmitting

One strip controller can transmit the signals from the remote control to another controller within 30m, as long as there is a strip controller within 30m,the remote control distance can be limitless.

Mode synchronization

Different controllers can work synchronously when they are started at different times, controlled by the same remote, under same dynamic mode and with same speed.



Smartphone APP WiFi Control Instruction

1. Download and install [Smart Life] or [Tuya Smart] APP

Search for [Smart Life] in Apple or Google store or scan following QR code to download and install the app.

Please click " Register " button to create account while using it in the first time, Log in directly if you already had account.

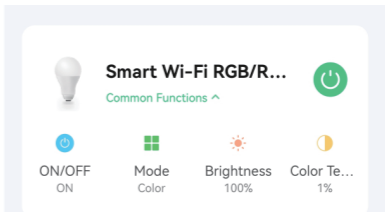


2. Link to Smartphone&Reset Devices

- Make sure Smartphone is working on WLAN network.
- Long press "SET" button,or switch ON-OFF power 4 times (ON-OFF-ON-OFF-ON-OFF-ON),when the white light blink, the device come into link or reset mode.
- Open the sign-in APP, it will discover the devices automatically, (If it's not discovered, please click "+" on the top right corner, and select "add new device" manually) follow the steps and complete linking;



(4). Added devices will be displayed on homepage after linking successfully,then click the device and go into the control interface for more operation.



Note: Please complete the linking within 3 minutes, after 3 minutes, the devices will not on linking mode, you have to do above "2)" step, and link again.

Bluetooth Control:

While the WiFi router disconnected, you can open the bluetooth on your smartphone and control the linked device directly at a shorter distance(within 20M).

Switch Bluetooth Control Steps:

- Complete the network configuration of the devices on your smartphone first.
- Disconnect the WiFi router connected to the device, close WiFi signal and 4G signal on your smartphone, then open the bluetooth, wait for some minutes to control.

Attention

- Please check whether the input voltage of the constant voltage power supply is in accordance with the controller, and please check the connection of both the cathode and anode.
- The working Voltage is DC12~24V,the controller will be broken if the voltage is higher than 24V.
- Non-professional user cannot dismantle the controller directly, otherwise, it may cause fire and electric shock.
- The working temperature(Ta) is-25~45 C ; Do not use the device to direct sunlight, moist and other high temperature area.
- Please do not use controller around the mental area and high magnetic field, otherwise,it will badly affect the control distance.
- When the device load to 15A,wire diameter must be over 1.5mm².
- When the device load over 10A , the connecting cable must be shorter than 40cm long from DC port to LED strip.
- Please install the device on good dissipation area.



Made in China